

Gwinnett, Newton, & Rockdale County Health Departments

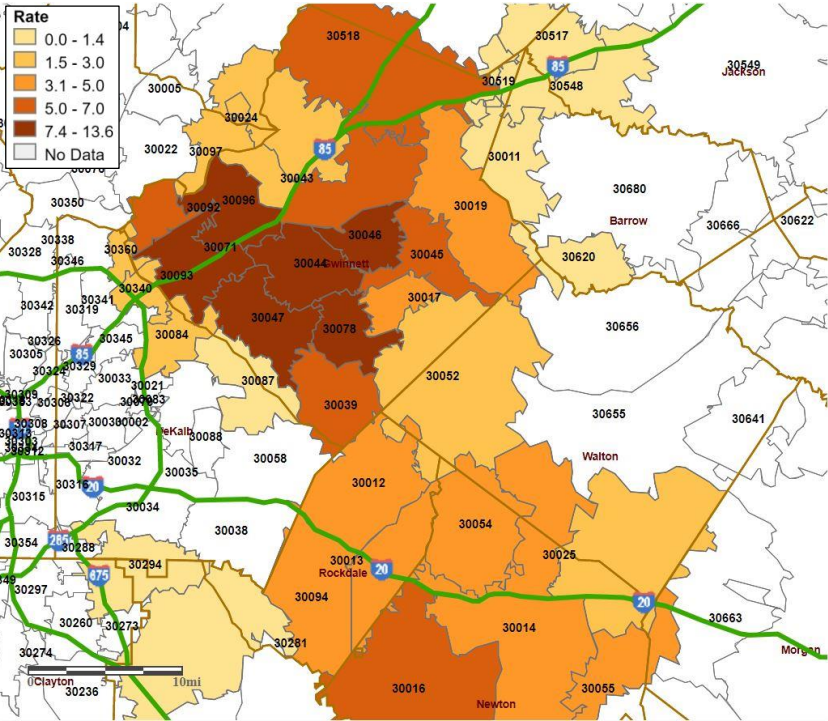


COVID-19 Snapshot, data as of 12pm June 22, 2020

This is an emerging and dynamic situation, therefore our data and recommendations are subject to change. This report provides a snapshot of COVID-19 illnesses and specimen collection operations in response to the COVID-19 pandemic. The purpose of this report is to provide situational awareness to our district partners and community members.

COVID-19 Confirmed Cases & Deaths*	No. Cases	No. Deaths
Total	7,319	182
Gwinnett County	6,426	162
Newton County	498	11
Rockdale County	383	9

COVID-19 Confirmed Cases & Deaths* by Race	Among all Cases (N=7,319)	Among Deaths (N=182)	COVID-19 Confirmed Cases & Deaths* by Race	Among all Cases (N=7,319)	Among Deaths (N=182)
Asian	307 (4.2%)	15 (8.2%)	Other	444 (6.1%)	12 (6.6%)
Hispanic/Latino	6 (<.1%)	0 (0%)	Hispanic/Latino	313 (4.3%)	12
Non-Hispanic/ Latino	249 (3.4%)	15 (8.2%)	Non-Hispanic/ Latino	55 (0.8%)	0 (0%)
Not Specified	52	0 (0%)	Not Specified	76 (1%)	0 (0%)
Black	1,310 (17.9%)	52 (28.6%)	Unknown	2,867 (39.2%)	0 (0%)
Hispanic/Latino	25 (0.3%)	0 (0%)	Hispanic/Latino	389 (5.3%)	0 (0%)
Non-Hispanic/ Latino	1,078 (14.7%)	51 (28%)	Non-Hispanic/ Latino	50 (0.7%)	0 (0%)
Not Specified	207 (2.8%)	1 (0.5%)	Not Specified	2,428 (33.2%)	0 (0%)
Native Hawaiian/Pacific Islander	8 (<.1%)	2 (1.1%)	White	2,376 (32.5%)	101 (55.5%)
Hispanic/Latino	3 (<.1%)	0 (0%)	Hispanic/Latino	1,327 (18.1%)	12 (6.6%)
Non-Hispanic/ Latino	4 (<.1%)	2 (1.1%)	Non-Hispanic/ Latino	869 (11.9%)	89 (48.9%)
Not Specified	1 (<.1%)	0 (0%)	Not Specified	180 (2.5%)	0 (0%)
American Indian/ Native American	7 (<.1%)	0 (0%)	Note: All data is provision as data reporting, investigation, cleaning, and validating is ongoing. *Data Source: GA DPH, State Electronic Disease Surveillance System ** Among patients with underlying conditions information available		
Non-Hispanic/ Latino	7 (<.1%)	0 (0%)			



Illness Characteristics*	Among all Cases (N=7,319)	Among Deaths (N=182)
Gender		
Male	3,430 (47%)	82 (45%)
Female	3,769 (51%)	100 (55%)
Median Age (in years)	41	78
Age range (in years)	0 - 119	31 - 98
Total Hospitalizations	1,030	149
% Hospitalized	14%	82%
Total with no Underlying Conditions	1,250	10
Total with Underlying Conditions	1,732	152
% with Underlying Conditions (among those with known status)**	58%	94%
Underlying Conditions unknown	4,337	20

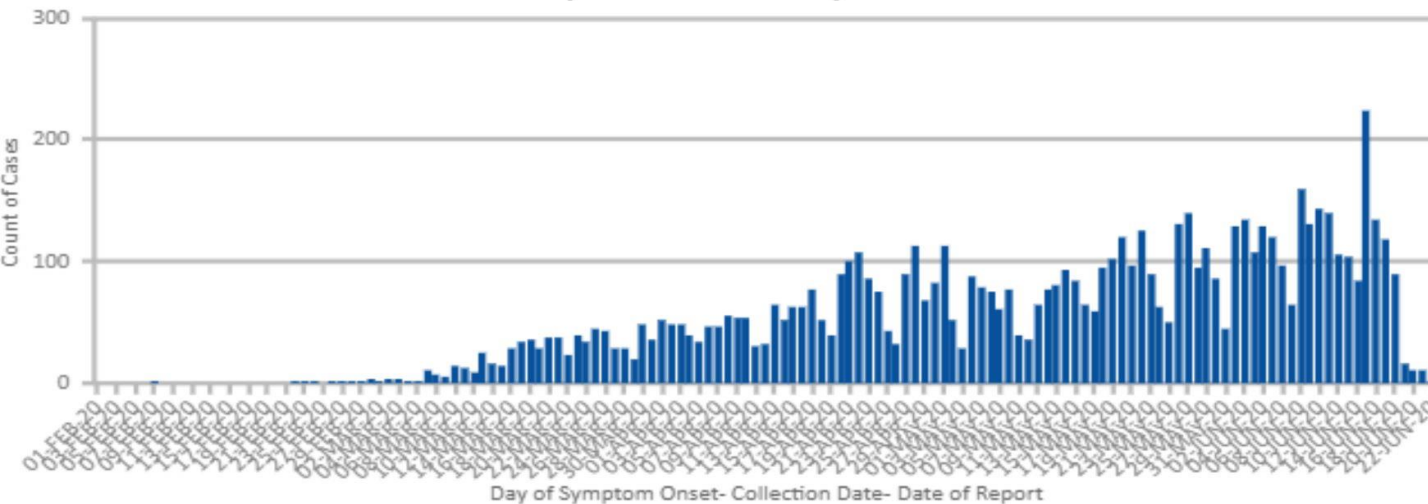
GNR COVID-19 Specimen Point of Collection Sites (SPOCs)

On March 17, 2020, GNR stood up our first specimen collection site (SPOC) in Gwinnett County. Currently, SPOCs operate daily in Gwinnett and on the line between Newton and Rockdale Counties. SPOCs continue to offer specimen collection services at no cost to patients meeting GA testing criteria. Specimen collection at SPOC sties is done by appointment only. Appointments can be made by calling 770-513-5631.

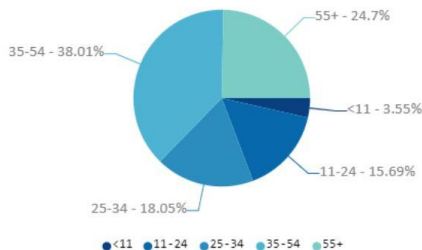
	GNR SPOCs	Georgia*
Positive Test Results	2,525 (9.13%)	66,945 (7.98%)*
Negative Test Results	25,112 (90.78%)	772,056 (92.02%)*
Pending Results	1,097	-
Total Tests	28,760	839,001*

*Data Source: GA DPH, State Electronic Disease Surveillance System

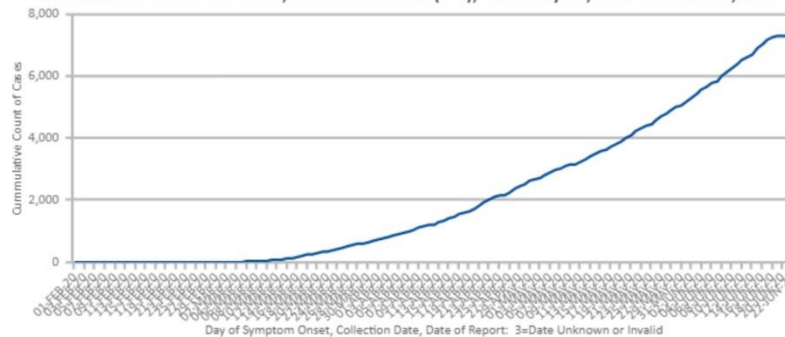
Daily Confirmed and Presumptive COVID-19 Infections, LAWRENCEVILLE (3-4), February 01,2020 to June 22,2020



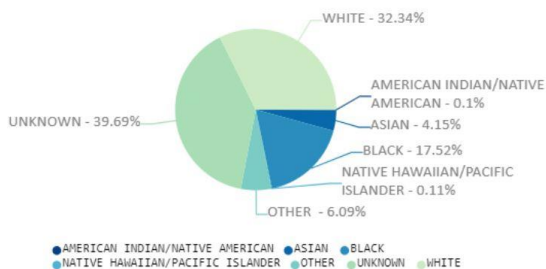
Confirmed and Presumptive COVID-19 Infections by Age Group, LAWRENCEVILLE (3-4), February 01,2020 to June 20,2020



Cummulative COVID-19 Cases, LAWRENCEVILLE (3-4), February 01,2020 to June 22,2020



Confirmed and Presumptive COVID-19 Infections by Race, LAWRENCEVILLE (3-4), February 01,2020 to June 22,2020



Cummulative COVID-19 Related Deaths by Day, LAWRENCEVILLE (3-4), February 01,2020 to June 22,2020

