

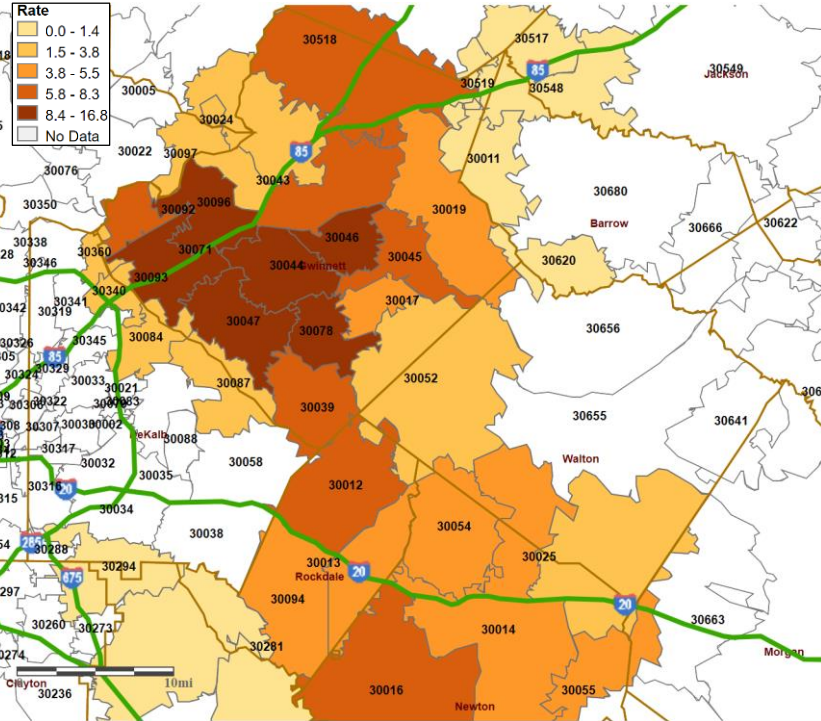
Gwinnett, Newton, & Rockdale County Health Departments



COVID-19 Snapshot, data as of 12pm June 29, 2020

This is an emerging and dynamic situation, therefore our data and recommendations are subject to change. This report provides a snapshot of COVID-19 illnesses and specimen collection operations in response to the COVID-19 pandemic. The purpose of this report is to provide situational awareness to our district partners and community members.

COVID-19 Incidence Rate per 1,000 by zip-code, as of 6/29/2020



COVID-19 Confirmed Cases & Deaths*	No. Cases	No. Deaths
Gwinnett County	7,948	170
Newton County	586	11
Rockdale County	450	11
Total	8,984	192
Illness Characteristics*	Among all Cases (N=8,984)	Among Deaths (N=192)
Gender		
Male	4,231 (47%)	85 (44%)
Female	4,613 (51%)	107 (56%)
Median Age (in years)	40	78
Age range (in years)	0 - 102	31 - 98
Total Hospitalizations	1,204	156
% Hospitalized	13%	81%
Total with no Underlying Conditions	1,592	13
Total with Underlying Conditions	2,042	160
% with Underlying Conditions (among those with known status)**	56%	93%
Underlying Conditions unknown	5,363	19

COVID-19 Confirmed Cases & Deaths* by Race	Among all Cases (N=8,984)	Among Deaths (N=192)	COVID-19 Confirmed Cases & Deaths* by Race	Among all Cases (N=8,984)	Among Deaths (N=192)
Asian	343 (3.8%)	15 (7.8%)	White	2,859 (31.8%)	104 (54.2%)
Hispanic/Latino	8 (<.1%)	0 (0%)	Hispanic/Latino	1,662 (18.5%)	12 (6.3%)
Non-Hispanic/ Latino	278 (3.1%)	15 (7.8%)	Non-Hispanic/ Latino	1,007 (11.2%)	92 (47.9%)
Not Specified	57 (0.6%)	0 (0%)	Not Specified	190 (2.1%)	0 (0%)
Black	1,480 (16.5%)	56 (29.2%)	Other	594 (6.6%)	13 (6.7%)
Hispanic/Latino	26 (0.3%)	0 (0%)	Hispanic/Latino	432 (4.8%)	13 (6.7%)
Non-Hispanic/ Latino	1,226 (13.6%)	55 (28.6%)	Non-Hispanic/ Latino	67 (0.7%)	0 (0%)
Not Specified	228 (2.5%)	1 (0.5%)	Not Specified	95 (1%)	0 (0%)
Native Hawaiian/Pacific Islander	10 (0.1%)	2 (1.0%)	Unknown	3,704 (41.2%)	2 (1.0%)
Hispanic/Latino	4 (<.1%)	0 (0%)	Hispanic/Latino	516 (5.7%)	2 (1.0%)
Non-Hispanic/ Latino	5 (<.1%)	2 (1.0%)	Non-Hispanic/ Latino	56 (0.6%)	0 (0%)
Not Specified	1 (<.1%)	0 (0%)	Not Specified	3,132 (34.9%)	0 (0%)

*Data Source: GA DPH, State Electronic Disease Surveillance System
 **Among patients with underlying conditions information available
 Note: All data is provision as data reporting, investigation, cleaning, and validating is ongoing.

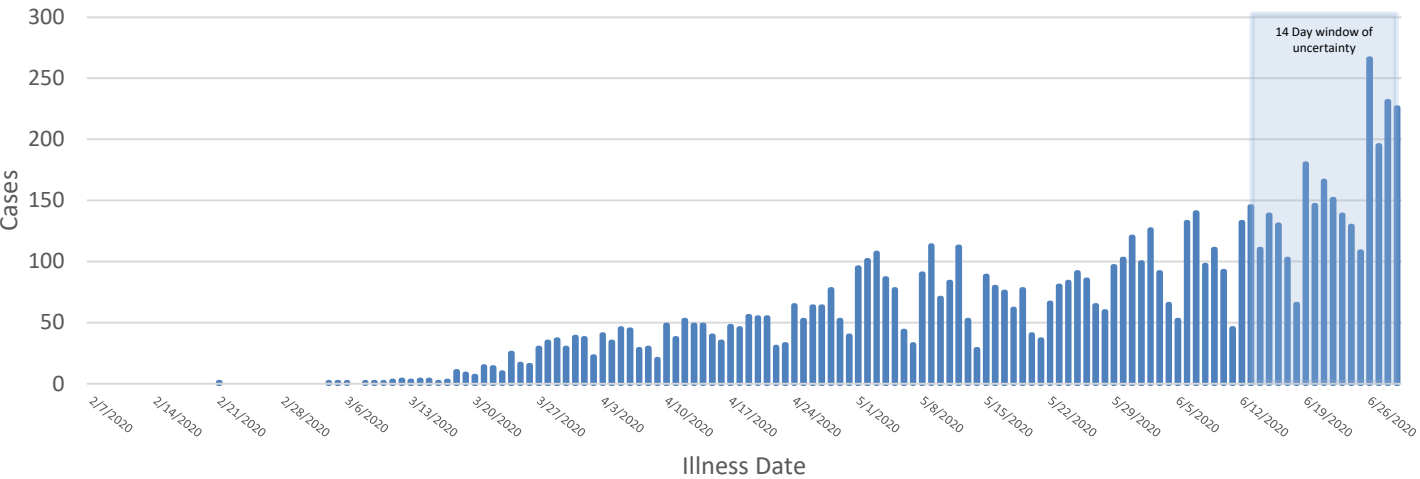
Positivity Data from GNR Specimen Collection Sites, as Compared with all Reported Lab Specimens from Gwinnett, Newton, Rockdale Counties and GA.

Two specimen Collection Sites (SPOCs) operate daily in Gwinnett and one alternating weeks in Newton and Rockdale Counties. SPOCs continue to offer specimen collection services at no cost to patients. Specimen collection at SPOC sties is done by appointment only. Appointments can be made on our website at www.gnrhealth.com or by calling 770-513-5631. A total of 4,000-5,000 specimens are collected each week.

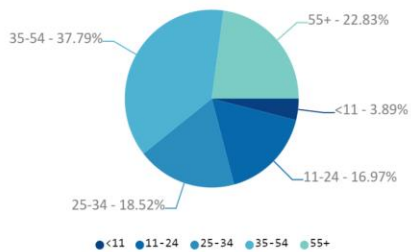
	GNR SPOCs	Gwinnett	Newton	Rockdale	Georgia
Positive Test Results	2,992 (9.72%)	8,225 (12.4%)	643 (7.4%)	469 (6.0%)	72,997 (8.9%)*
Negative Test Results	27,767 (90.28%)	58,114 (87.6%)	8,096 (92.6%)	7,296 (94.0%)	749,222 (91.1%)*
Total Tests	33,379	66,339	8,739	7,765	822,219*

Data Source, SENDSS, Testing by District/County Quick Report

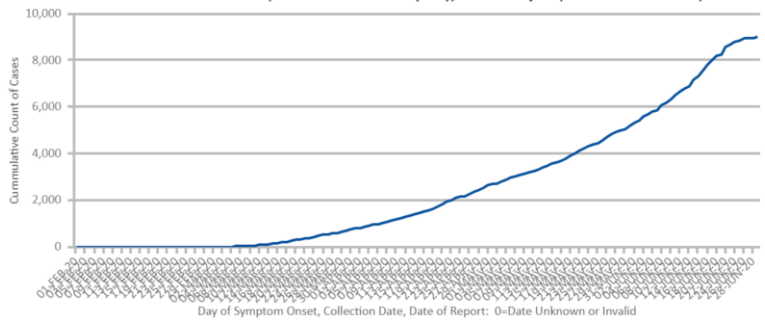
Confirmed COVID-19 Cases, Gwinnett, Newton and Rockdale Counties, as of 6/29/2020



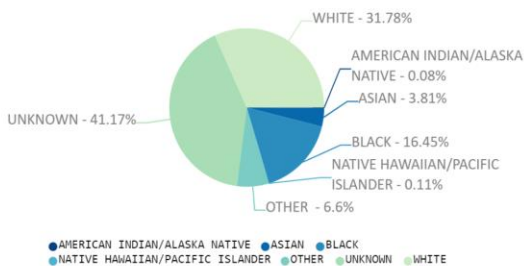
Confirmed and Presumptive COVID-19 Infections by Age Group, LAWRENCEVILLE (3-4), February 01,2020 to June 27,2020



Cummulative COVID-19 Cases, LAWRENCEVILLE (3-4), February 01,2020 to June 29,2020



Confirmed and Presumptive COVID-19 Infections by Race, LAWRENCEVILLE (3-4), February 01,2020 to June 29,2020



Cummulative COVID-19 Related Deaths by Day, LAWRENCEVILLE (3-4), February 01,2020 to June 29,2020

