

# Gwinnett, Newton, & Rockdale County Health Departments

**COVID-19 Snapshot**, data as of 12pm April 29, 2020



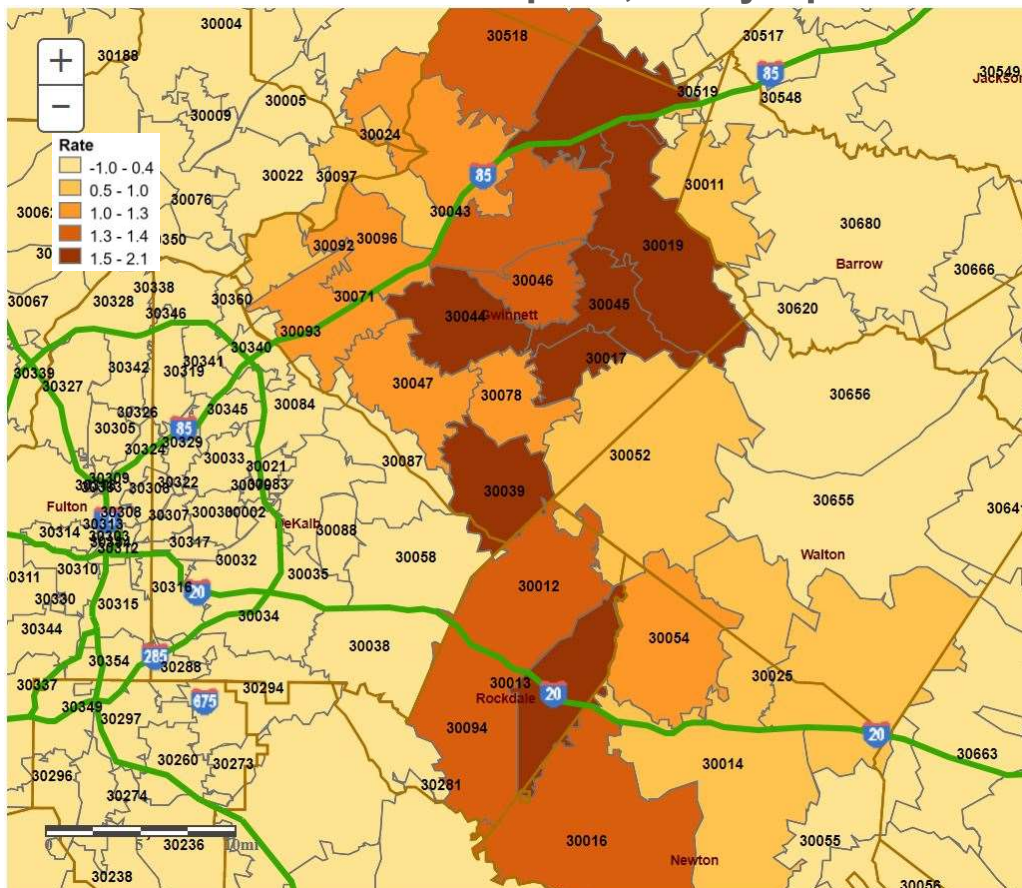
This is an emerging and dynamic situation, therefore our data and recommendations are subject to change. This report provides a snapshot of COVID-19 illnesses and specimen collection operations in response to the COVID-19 pandemic. The purpose of this report is to provide situational awareness to our district partners and community members.

| COVID-19 Confirmed Cases & Deaths* | No. Cases    | No. Deaths |
|------------------------------------|--------------|------------|
| <b>Total</b>                       | <b>2,010</b> | <b>67</b>  |
| Gwinnett County                    | 1,624        | 54         |
| Newton County                      | 184          | 7          |
| Rockdale County                    | 176          | 6          |
| Unknown County <sup>^</sup>        | 24           | 0          |

\*Data Source: GA DPH, State Electronic Disease Surveillance System

<sup>^</sup>Cases have been assigned to our District, but the County of residence is not selected

## COVID-19 Incidence Rate per 1,000 by zip-code



| COVID-19 Confirmed Cases & Deaths* | Among all Cases (N=2,010) | Among Deaths (N=67) |
|------------------------------------|---------------------------|---------------------|
| Male                               | 916 (46%)                 | 31 (46%)            |
| Female                             | 1,069 (53%)               | 36 (54%)            |
| Unknown Sex                        | 25 (1%)                   | 0                   |
| White                              | 492 (24%)                 | 38 (57%)            |
| Black                              | 564 (28%)                 | 21 (31%)            |
| Other Race                         | 180 (9%)                  | 6 (9%)              |
| Unknown Race                       | 774 (39%)                 | 2 (3%)              |

| Illness Characteristics*                                       | Among all Cases (N=2,010) | Among Deaths (N=67) |
|--|---------------------------|---------------------|
| Median Age (in years)  | 49                        | 75                  |
| Age range (in years)   | 1 - 101                   | 31 - 96             |
| Total Hospitalizations   | 400                       | 55                  |
| % Hospitalized   | 20%                       | 82%                 |
| Total with no Underlying Conditions                            | 202                       | 2                   |
| Total with Underlying Conditions                               | 577                       | 53                  |
| % with Underlying Conditions (among those with known status)** | 72%                       | 96%                 |
| Underlying Conditions unknown                                  | 1,231                     | 12                  |

\*Data Source: GA DPH, State Electronic Disease Surveillance System

\*\*Among patients with underlying conditions information available

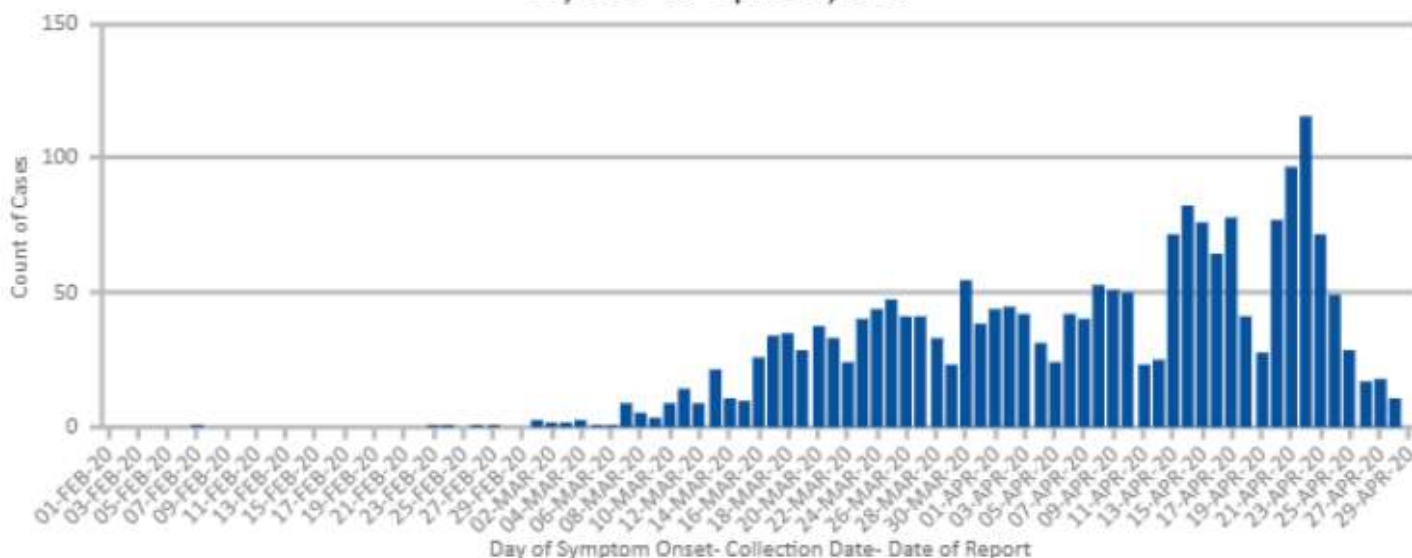
# GNR COVID-19 Specimen Point of Collection Sites (SPOCs)

On March 17, 2020, GNR stood up our first specimen collection site (SPOC) in Gwinnett County. Currently, SPOCs operate daily in Gwinnett and on the line between Newton and Rockdale Counties. In addition, large scale collection events (>800) are being operated several times each month. SPOCs continue to offer specimen collection services at no cost to patients meeting GA testing criteria. Specimen collection at SPOC sites is done by appointment only. Appointments can be made by calling 770-513-5631.

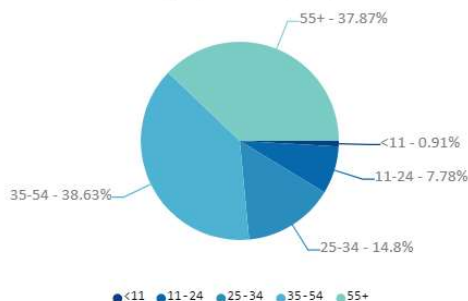
|                       | GNR SPOCs     | Georgia*         |
|-----------------------|---------------|------------------|
| Positive Test Results | 434 (11.5%)   | 25,159 (17.9%)*  |
| Negative Test Results | 3,324 (88.4%) | 115,064 (82.1%)* |
| Pending Results       | 293           | -                |
| Total Tests           | 4,054         | 140,223*         |

\*Data Source: GA DPH, State Electronic Disease Surveillance System

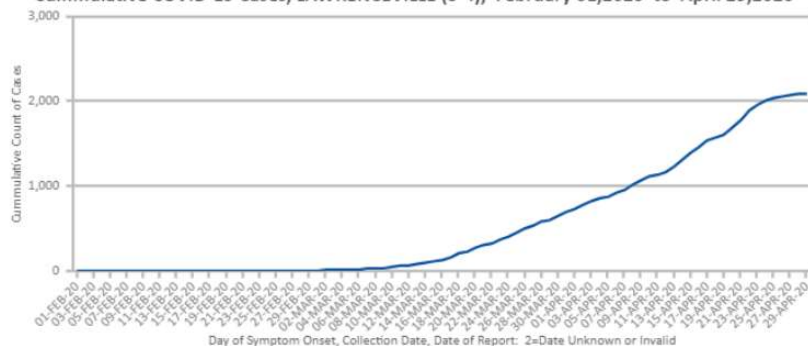
## Daily Confirmed and Presumptive COVID-19 Infections, LAWRENCEVILLE (3-4), February 01,2020 to April 29,2020



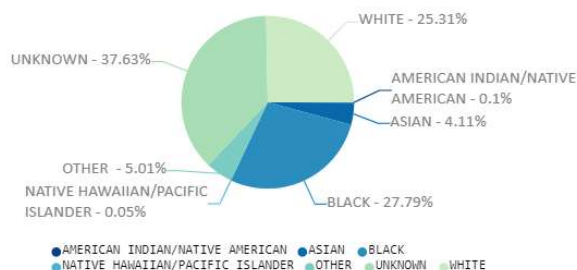
Confirmed and Presumptive COVID-19 Infections by Age Group, LAWRENCEVILLE (3-4), February 01,2020 to April 25,2020



Cummulative COVID-19 Cases, LAWRENCEVILLE (3-4), February 01,2020 to April 29,2020



Confirmed and Presumptive COVID-19 Infections by Race, LAWRENCEVILLE (3-4), February 01,2020 to April 29,2020



Cummulative COVID-19 Related Deaths by Day, LAWRENCEVILLE (3-4), February 01,2020 to April 29,2020

