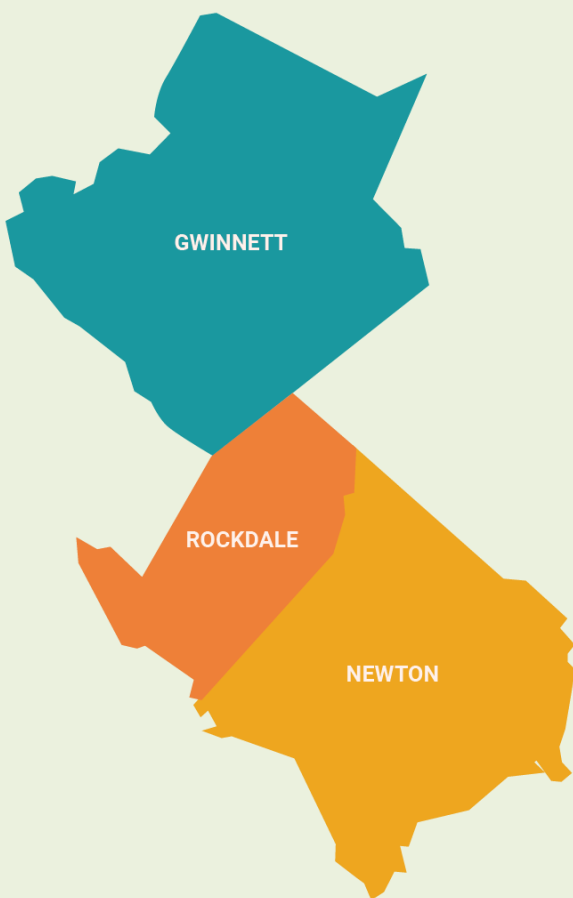


Gwinnett, Newton, & Rockdale County Health Departments

COVID-19 Morbidity and Mortality Report

Published September 6, 2022



The COVID-19 pandemic continues to be a dynamic situation; therefore, our data and recommendations are subject to change. This report provides a snapshot of COVID-19 illnesses, test positivity rates, vaccinations, and outbreaks, in response to the COVID-19 pandemic. The purpose of this report is to provide situational awareness to our district partners and community members.

For additional information on **case rates and counts by zip code** please visit our [GNR COVID-19 Dashboard \(gnrcoviddata.com\)](https://gnrcoviddata.com).



For current national data and links to current COVID prevention guidance, please visit:

- www.cdc.gov/COVID

Current guidance can also be found at:

- <https://www.gnrhealth.com/covid-19-info/>
- www.gnrhealth.com/COVID
- www.dph.ga.gov/dph-covid-19-guidance

COVID-19 District Overview

data as of 1pm September 1, 2022



The information presented on this page describes the COVID-19 disease burden across the three-county Health District. Data displayed on this page represents both cumulative (from the beginning of the pandemic to the present) and specified time frames. The headers will indicate if the information is cumulative.

Gwinnett County



In the recent two week period (8/18 – 9/1), there was a **5% decrease** in reported cases compared to the previous two week reporting period (8/4 – 8/17).

Newton County



In the recent two week period (8/18 – 9/1), there was a **14% decrease** in reported cases compared to the previous two week reporting period (8/4 – 8/17).

Rockdale County



In the recent two week period (8/18 – 9/1), there was a **21% decrease** in reported cases compared to the previous two week reporting period (8/4 – 8/17).

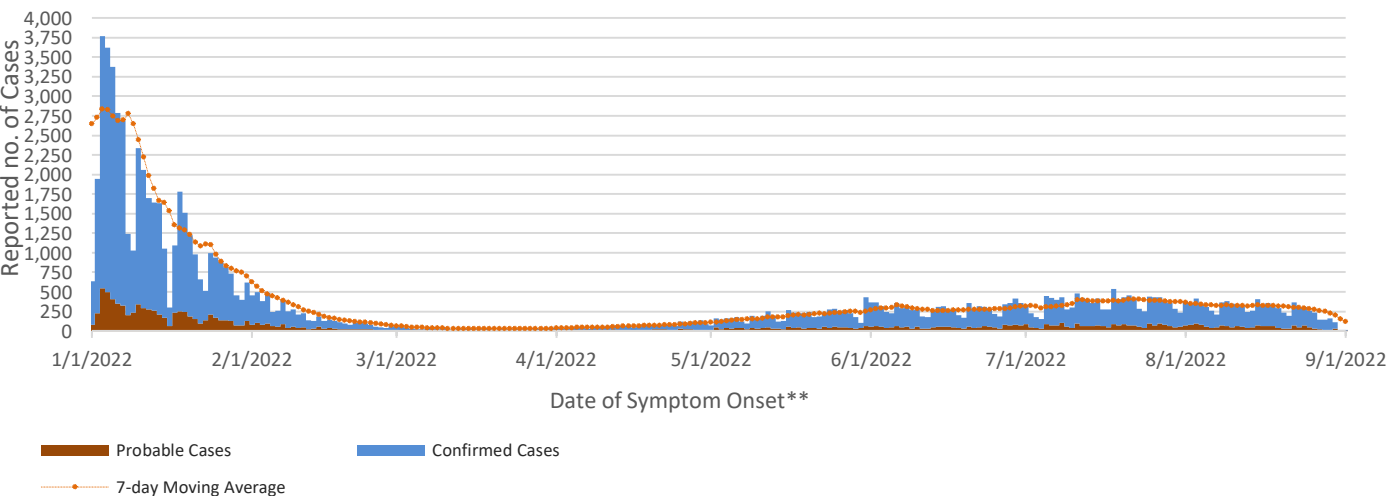
COVID-19 Cases & Deaths*			
	Cumulative PCR & Ag Positive	Cumulative Deaths† (%)	PCR & Ag Positive Reported in the last 2 weeks
Gwinnett	237,570	1,961 (0.8)	3,301
Newton	28,137	469 (1.7)	481
Rockdale	21,758	331 (1.5)	348
Total	287,465	2,761 (1.5)	4,130

CDC Community Indicators

- [COVID-19 Community Levels](#) is a tool developed by the CDC to help communities decide what COVID-19 prevention strategies they should take based on the latest data. Community levels **do not** apply to healthcare settings such as hospitals and nursing homes. Instead those settings should use the COVID-19 transmission levels indicators described below.
- [COVID-19 Transmission Levels](#) if you are a healthcare setting such as a hospital or nursing home please use the transmission levels tool to decide what COVID-19 prevention strategies to take based on the latest data.

CDC Community Indicators			
	Gwinnett	Newton	Rockdale
County Levels	Medium	High	Medium
Community Transmission	High	High	High

Reported COVID-19 cases among residents of Gwinnett, Newton, and Rockdale Counties, 1/1/2022 – 9/1/2022†



*Source for data provided above: GA DPH, State Electronic Disease Surveillance System; Note: All data is provisional as data reporting, investigation, cleaning, and validating is ongoing. Due to the increase availability and use of at-home tests, the number of cases that are reported may be underrepresented.

†If the patient is missing date of symptom onset, date of first positive specimen collection is used, if the patient is missing both symptom onset, and positive specimen collection date, date reported to Public Health is used.

COVID-19 District Overview

Data as of 1pm September 1, 2022

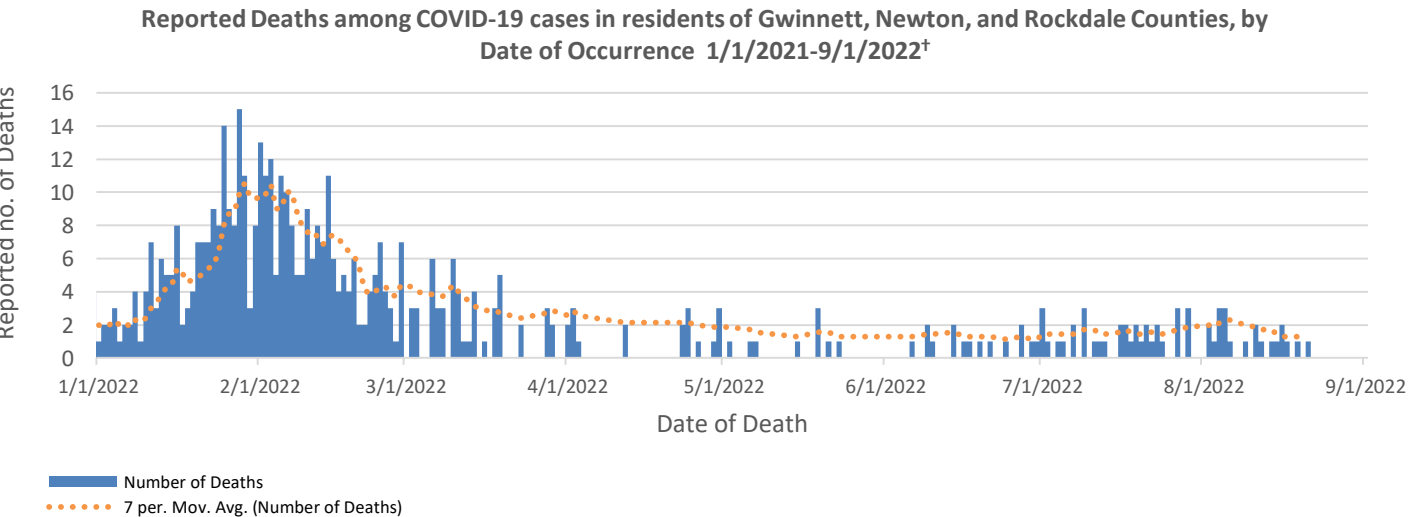
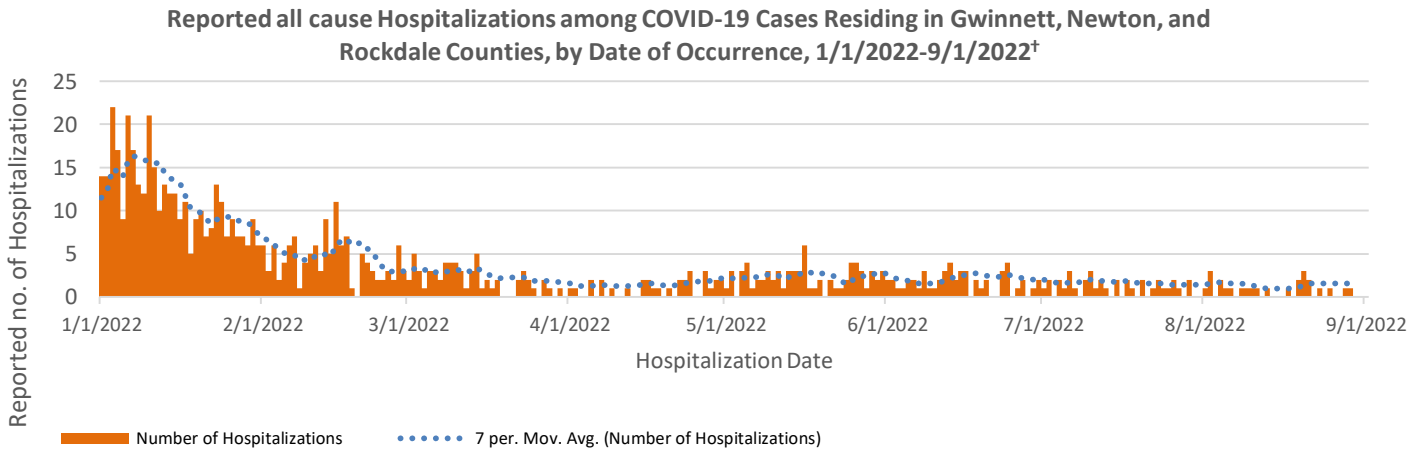


The data displayed on this page represents the number of all cause hospitalizations by hospitalization date among COVID-19 cases residing in the district, and the number of COVID-19 related deaths by date of death of COVID-19 cases who resided in the district. Case totals include confirmed and probable cases.

All cause hospitalizations means that the COVID-19 case was reported as being hospitalized, but that hospitalization may not be directly attributable to their COVID-19 illness. For example, and individual is hospitalized to give birth, and at the time that patient is admitted, they test positive for COVID-19.

Additional Data:

- For more information on COVID-19 cases across the state, and district please see the DPH COVID-19 Dashboard [here](#).
- Information on Georgia hospital beds and ventilator use can be found [here](#).
- For information on COVID-19 Community Levels please see the CDC website [here](#).



Note: Last reported death was on 8/21/22

COVID-19 Cases by Vaccination Status

Gwinnett Residents, data as of 8am September 1, 2022

For the purposes of this report the vaccination status groups on the following pages are defined as:

Fully vaccinated with a booster – an individual who received all doses of their primary series and received one booster dose at least 14-days prior to their positive test date, and they do not have another positive test result in the 90-days prior to their new positive.

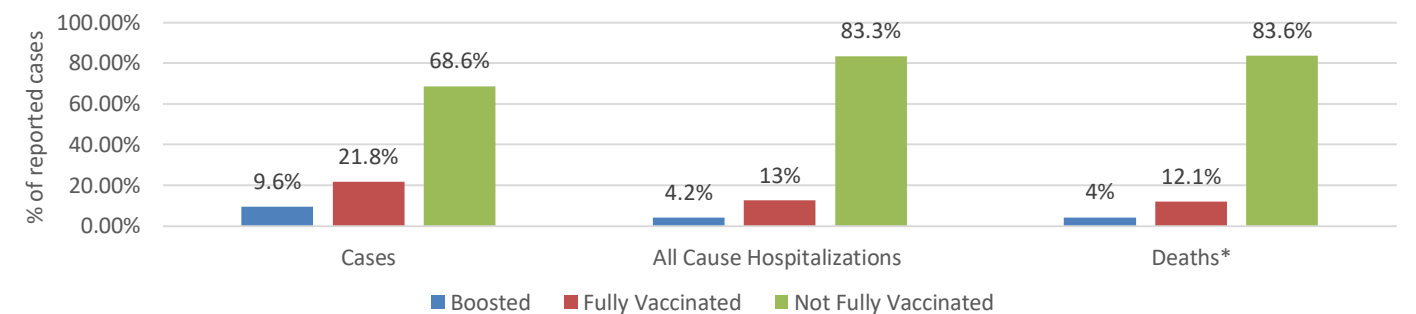
Fully vaccinated – an individual who has completed their primary vaccination series at least 14-days prior to their positive test date, and do not have another positive test result in the 90-days prior to their new positive.

Partially vaccinated/not vaccinated – is an individual who either received vaccine prior to their positive test date, but did not meet the criteria to be considered fully vaccinated. Or someone with no vaccine data available, or they have vaccine data from after their positive test result, meaning they were not vaccinated prior to illness.

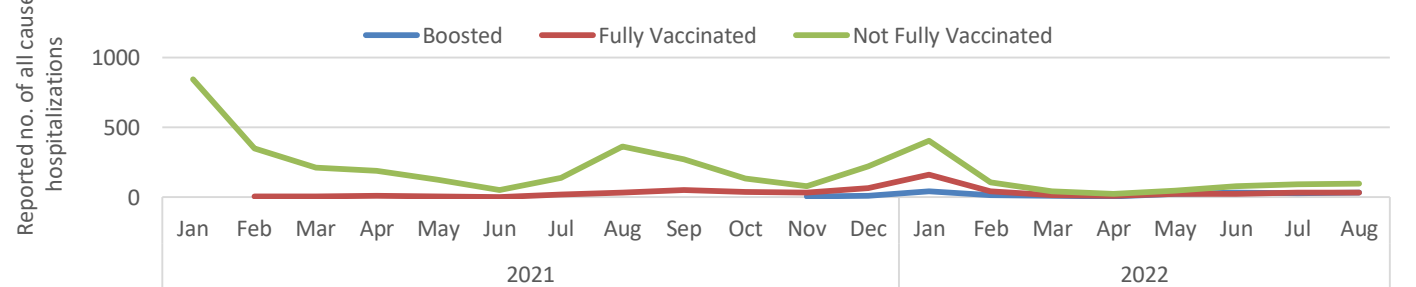
COVID-19 Cases, Deaths, & Hospitalizations with Most Recent Positive Specimen Collection from 1/1/2021 - Present N %				
	Boosted	Fully Vaccinated	Not Fully Vaccinated	Total
Cases	18,100 (9.6)	41,203 (21.8)	129,728 (68.6)	189,031
Hospitalized	194 (4.2)	578 (12.5)	3,845 (83.3)	4,617
Deaths	50 (4.3)	141 (12.1)	975 (83.6)	1,166

COVID-19 Cases, Deaths, & Hospitalizations with Most Recent Positive Specimen Collection in the last 7-day period (8/25-8/31) N %				
	Boosted	Fully Vaccinated	Not Fully Vaccinated	Total
Cases	276 (30.9)	183 (20.5)	435 (48.7)	894
Hospitalized	<5 (11.8)	<5 (17.7)	12 (70.6)	17
Deaths	0 (0)	0 (0)	0 (0)	0

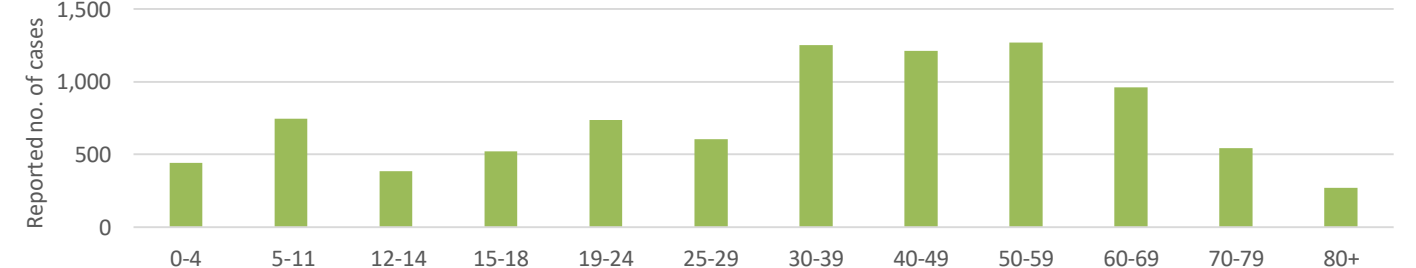
Distribution of COVID-19 Cases, Hospitalization, and Deaths by Vaccination Status with Most Recent Positive Specimen Collection in the last 30 days (8/2/22-9/1/22), Gwinnett



All Cause Hospitalizations of COVID-19 Cases by Date of Most Recent Positive Specimen Collection and Vaccination Status 1/1/2021 – Present, Gwinnett



Age Distribution of all COVID-19 cases, regardless of vaccinated status, with a most recent positive specimen collection date in the last 30 days (8/2/22-9/1/22), Gwinnett



COVID-19 Cases by Vaccination Status

Newton Residents, data as of 8am September 1, 2022



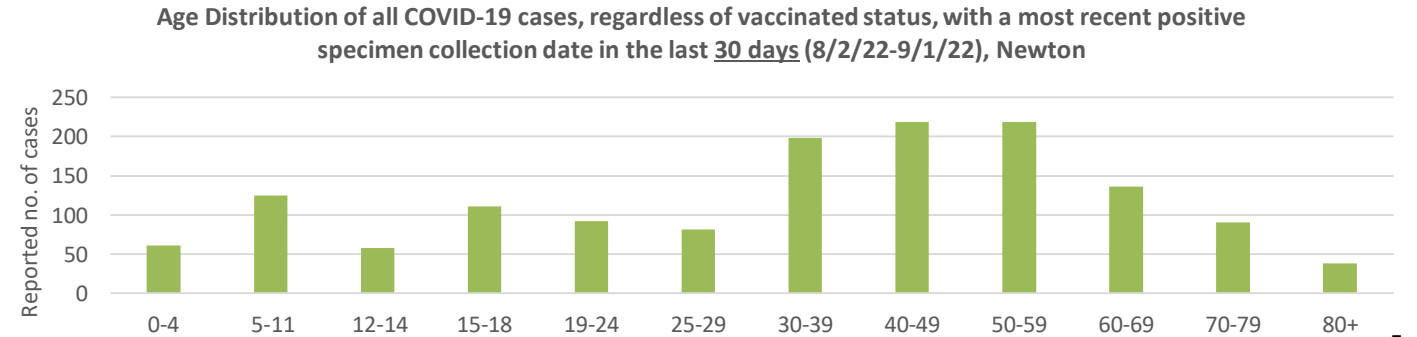
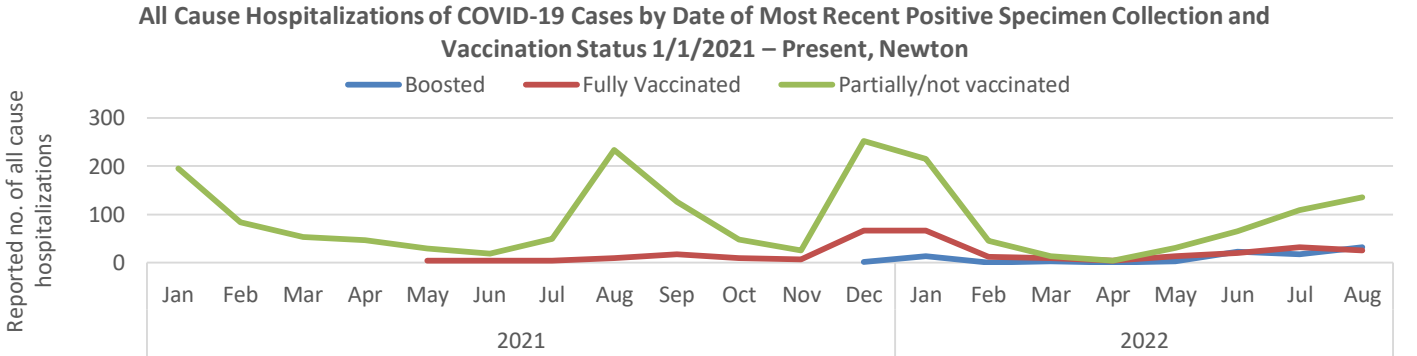
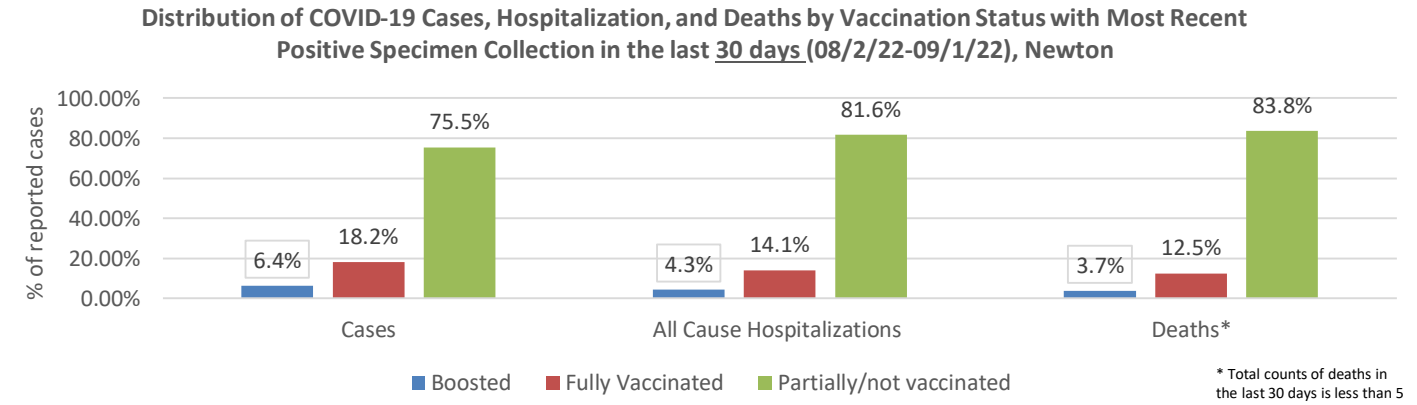
For the purposes of this report the vaccination status groups on the following pages are defined as:

Fully vaccinated with a booster – an individual who received all doses of their primary series and received one booster dose at least 14-days prior to their positive test date, and they do not have another positive test result in the 90-days prior to their new positive.

Fully vaccinated – an individual who has completed their primary vaccination series at least 14-days prior to their positive test date, and do not have another positive test result in the 90-days prior to their new positive.

Partially vaccinated/not vaccinated – is an individual who either received vaccine prior to their positive test date, but did not meet the criteria to be considered fully vaccinated. Or someone with no vaccine data available, or they have vaccine data from after their positive test result, meaning they were not vaccinated prior to illness.

COVID-19 Cases, Deaths, & Hospitalizations with Most Recent Positive Specimen Collection from 1/1/2021 - Present N %				
	Boosted	Fully Vaccinated	Not Fully Vaccinated	Total
Cases	1,467 (6.4)	4,200 (18.2)	17,421(75.5)	23,088
Hospitalized	94 (4.3)	307 (14.1)	1,783 (81.6)	2,184
Deaths	10 (3.7)	34 (12.5)	228 (83.8)	272
COVID-19 Cases, Deaths, & Hospitalizations with Most Recent Positive Specimen Collection in the last 7-day period (8/25-8/31) N %				
	Boosted	Fully Vaccinated	Not Fully Vaccinated	Total
Cases	38 (30.2)	24 (19.1)	64 (50.8)	126
Hospitalized	<5 (19.1)	<5 (9.5)	15 (71.4)	21
Deaths	0 (0)	0 (0)	0 (0)	0



COVID-19 Cases by Vaccination Status

Rockdale Residents, data as of 8am September 1, 2022

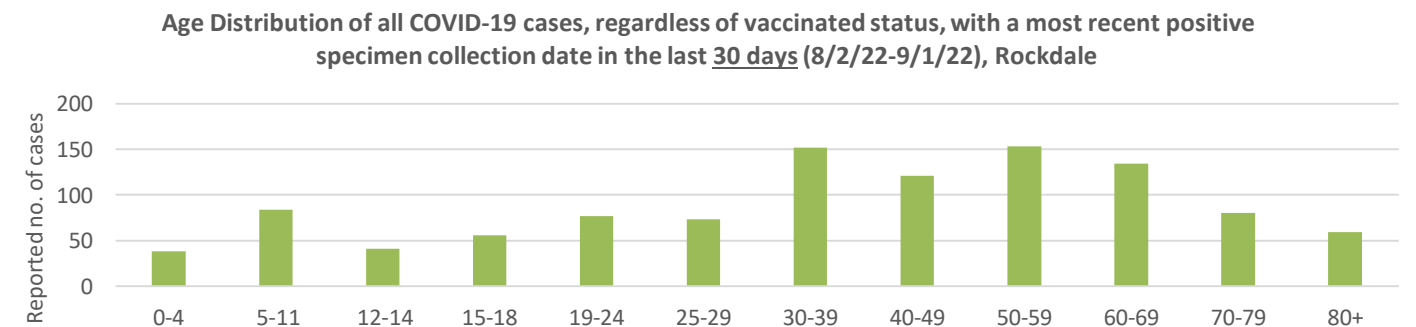
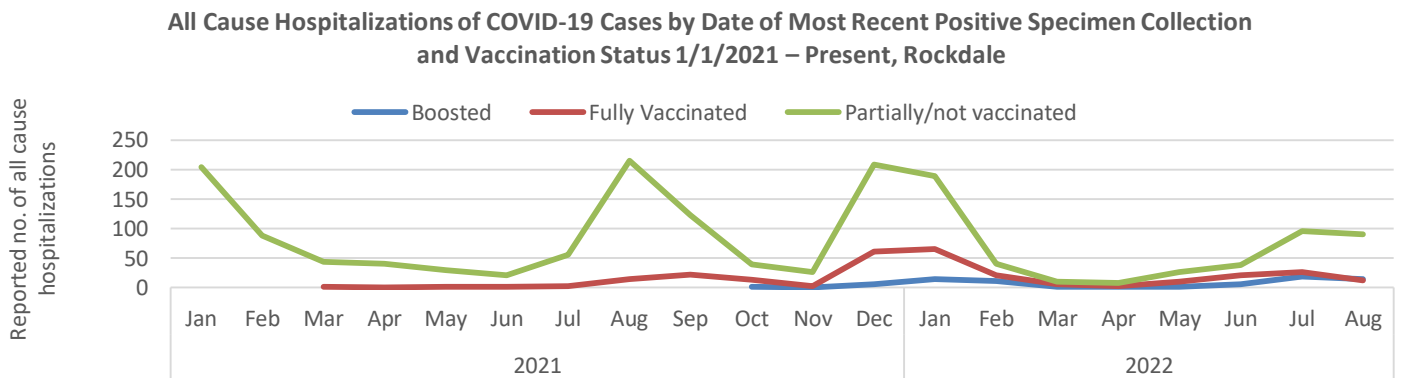
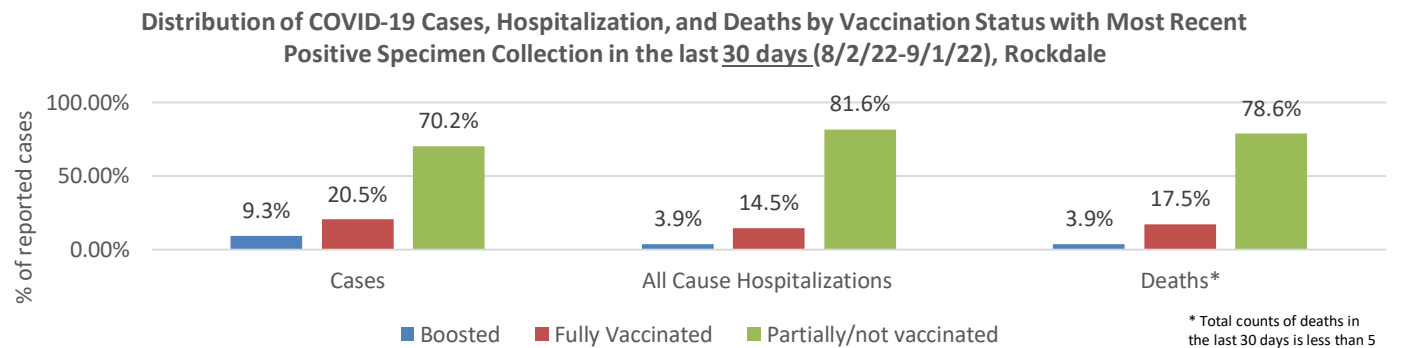
For the purposes of this report the vaccination status groups on the following pages are defined as:

Fully vaccinated with a booster – an individual who received all doses of their primary series and received one booster dose at least 14-days prior to their positive test date, and they do not have another positive test result in the 90-days prior to their new positive.

Fully vaccinated – an individual who has completed their primary vaccination series at least 14-days prior to their positive test date, and do not have another positive test result in the 90-days prior to their new positive.

Partially vaccinated/not vaccinated – is an individual who either received vaccine prior to their positive test date, but did not meet he criteria to be considered fully vaccinated. Or someone with no vaccine data available, or they have vaccine data from after their positive test result, meaning they were not vaccinated prior to illness

COVID-19 Cases, Deaths, & Hospitalizations with Most Recent Positive Specimen Collection from 1/1/2021 - Present N %				
	Boosted	Fully Vaccinated	Not Fully Vaccinated	Total
Cases	1,718 (9.3)	3,801 (20.5)	12,999 (70.2)	18,518
Hospitalized	77 (3.9)	283 (14.5)	1,593 (81.6)	1,953
Deaths	8 (3.9)	36 (17.5)	162 (78.6)	206
COVID-19 Cases, Deaths, & Hospitalizations with Most Recent Positive Specimen Collection in the last 7-day period (8/25-8/31) N %				
	Boosted	Fully Vaccinated	Not Fully Vaccinated	Total
Cases	31 (28.2)	28 (25.5)	51 (46.4)	110
Hospitalized	<5 (8.3)	2 (16.7)	9 (75.0)	12
Deaths	0 (0)	0 (0)	0 (0)	0



COVID-19 Outbreaks

District Residents, data as 1pm September 1, 2022



All three counties within the district are experiencing outbreaks of COVID-19. The information below is intended to provide information on where outbreaks are occurring within the district by county.

If a county or a certain facility type is not displayed in the number of outbreaks reported in the last 30 days graph that means that there were no outbreaks reported in the 30 day period for that county or facility type.

A COVID-19 outbreak is generally* defined as 2 or more COVID-19 cases that occur within 14-days of each other in a given setting. In some higher risk settings (such as long-term care facilities, and jails/prisons) 1 COVID-19 case in that setting is considered an outbreak. An outbreak is considered over when 28-days have passed without a case at that facility/setting.

*outbreak definitions vary by facility type and are subject to change

Gwinnett



Newton



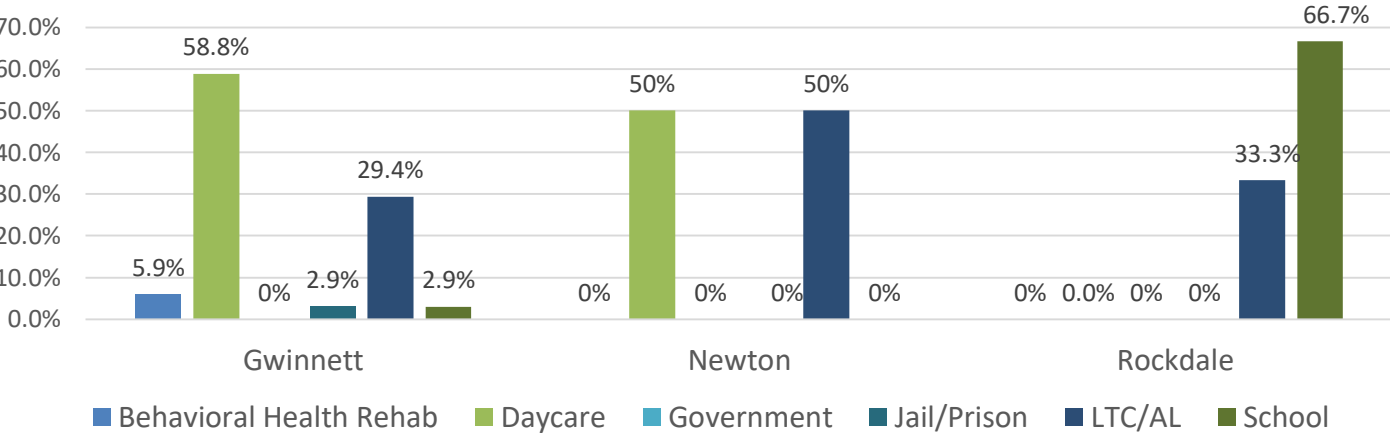
Rockdale



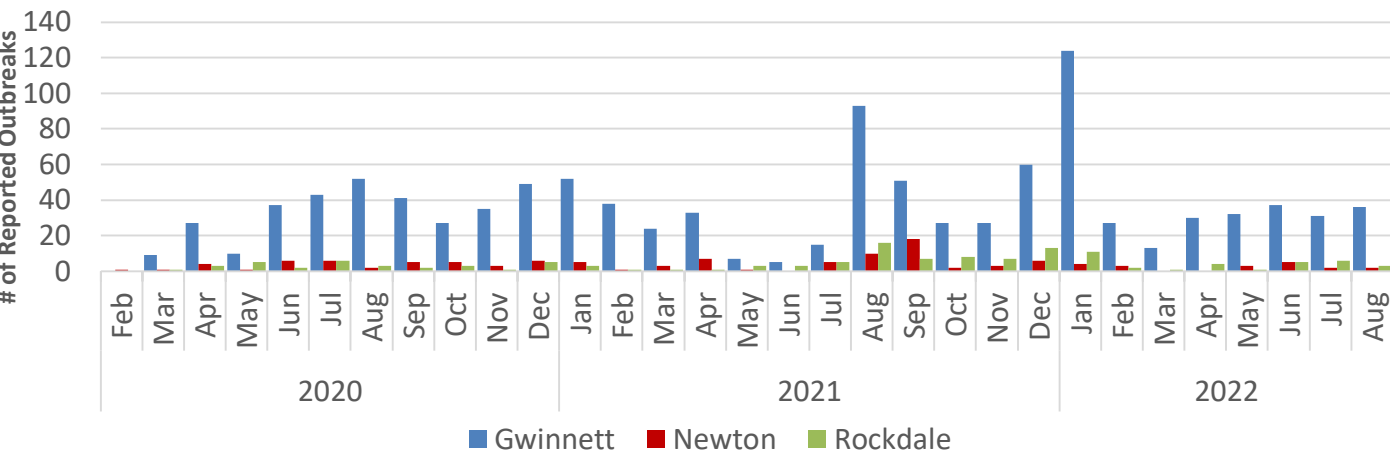
Arrows indicate if case count increased or decreased from the last 7 day period (8/18 – 8/24). Red indicates an increase. Green indicates a decrease.

Number of Outbreaks Reported in the Last Week (8/25-8/31) and Total Outbreaks Reported by County		
	In the Last 7 Days	Total
Gwinnett	10	1,092
Newton	0	120
Rockdale	0	132
Total	10	1,344

Outbreaks Reported in the last 30 days (8/2 - 9/1) by County and Facility Type



Outbreaks by County Over Time, February 2020 - Present, N=1,344



Epidemiology

Overview:

COVID-19

Vaccination Status

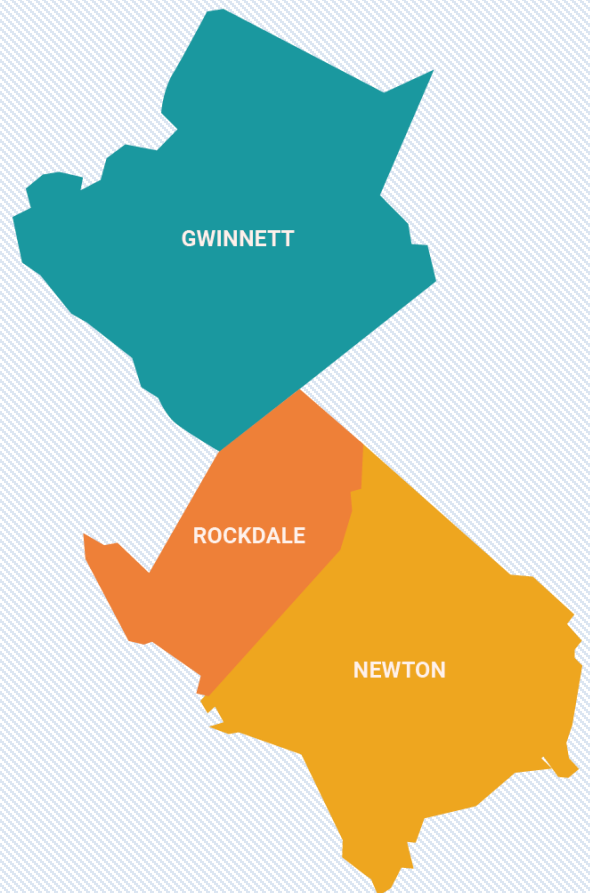
Among District

Residents

Data as of 1pm September 1, 2022

The data on the following pages represent the percentage of county residents that have received an additional COVID-19 vaccine dose after fully vaccinated among all residents in each demographic group.

Information presented relates only to vaccination status and **does not** indicate if the individual has tested positive for COVID-19.



COVID-19 Vaccinations



Gwinnett Residents, data as of 1pm September 1, 2022

For more GA Vaccine Data please visit the Georgia Department of Public Health Vaccine Distribution Dashboard [here](#).

If you would like data on COVID-19 vaccinations among GA residents by census tract visit this dashboard [here](#).

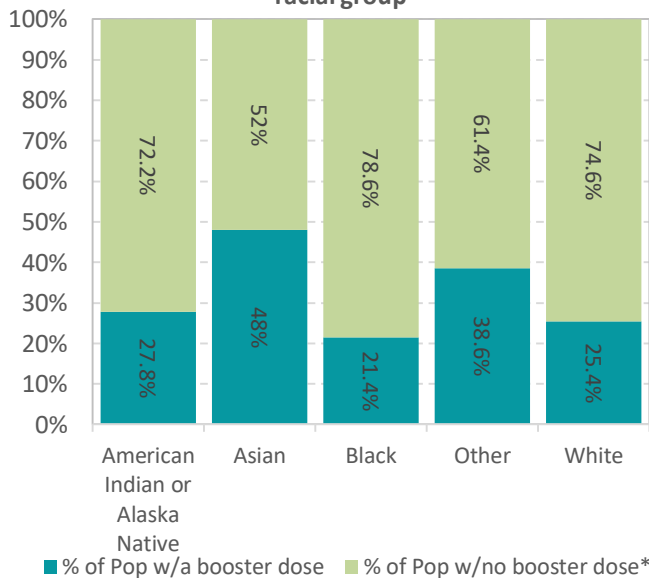
For information on national COVID-19 vaccination trends check out the CDC website [here](#).

Want to get vaccinated? [Click here](#).

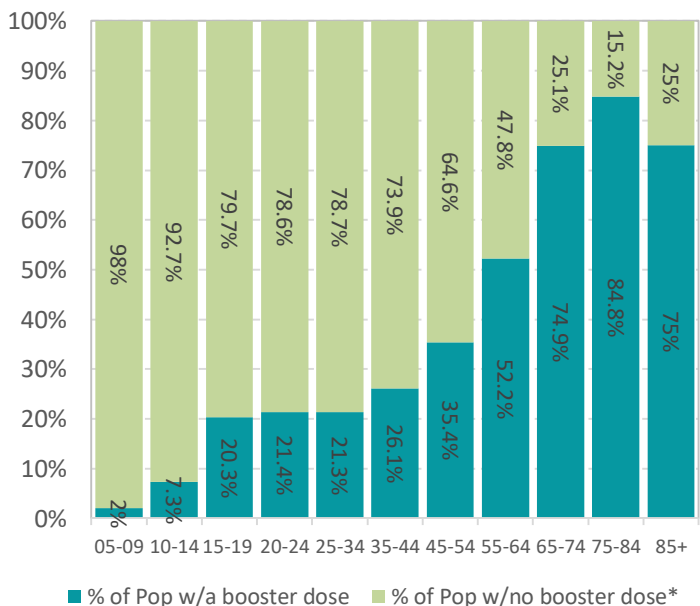
Vaccination Status Overview

622,284 (68%) Residents have received at least one dose.
567,988 (62.1%) Residents are fully vaccinated.
265,057 (28%) Residents are fully vaccinated with a booster.

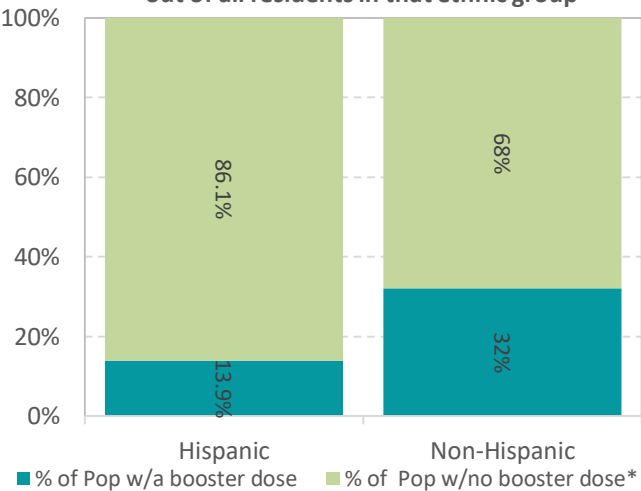
% of Gwinnett residents who have received a booster dose by race out of all residents in that racial group



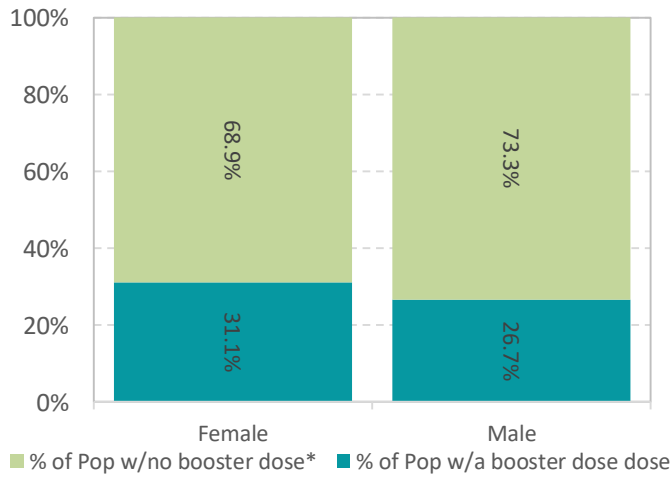
% of Gwinnett residents who have received a booster dose by age group out of all residents in that age group



% of Gwinnett residents who have received a booster dose of COVID-19 vaccine by ethnicity out of all residents in that ethnic group



% of Gwinnett residents who have received a booster dose out of all residents in that sex



*All data presented here is from GRITS, the state registry for immunizations, it is possible that some providers may not report into GRITS even though it is required. Therefore, the % of population with no booster dose may incorporate some individuals who were not reported to the state. Data displayed here is obtained from the Georgia Department of Public Health Vaccine Dashboard

COVID-19 Vaccinations



Newton Residents, data as of 1pm September 1, 2022

For more GA Vaccine Data please visit the Georgia Department of Public Health Vaccine Distribution Dashboard [here](#).

If you would like data on COVID-19 vaccinations among GA residents by census tract visit this dashboard [here](#).

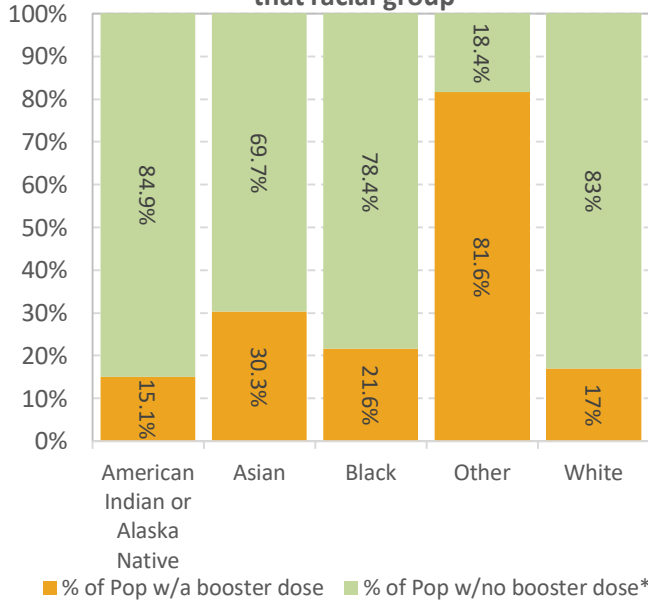
For information on national COVID-19 vaccination trends check out the CDC website [here](#).

Want to get vaccinated? [Click here](#).

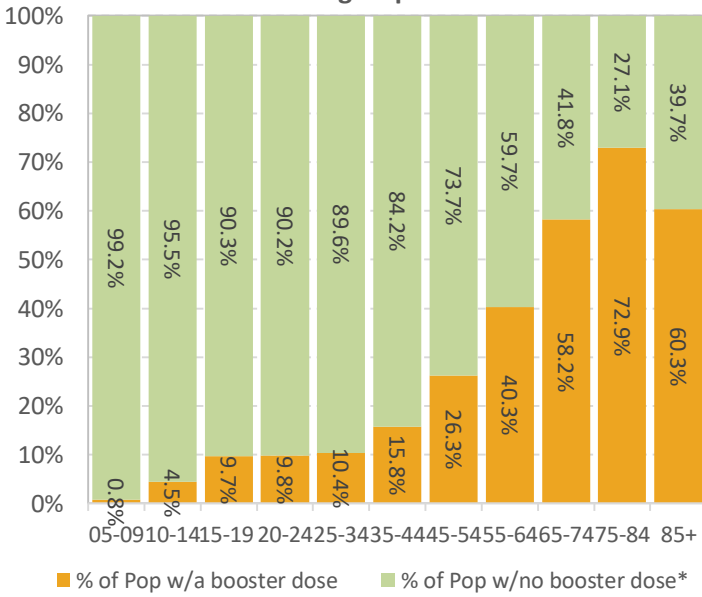
Vaccination Status Overview

58,124 (53.8%) Residents have received at least one dose.
52,744 (48.8%) Residents are fully vaccinated.
23,251 (21%) Residents are fully vaccinated with a booster.

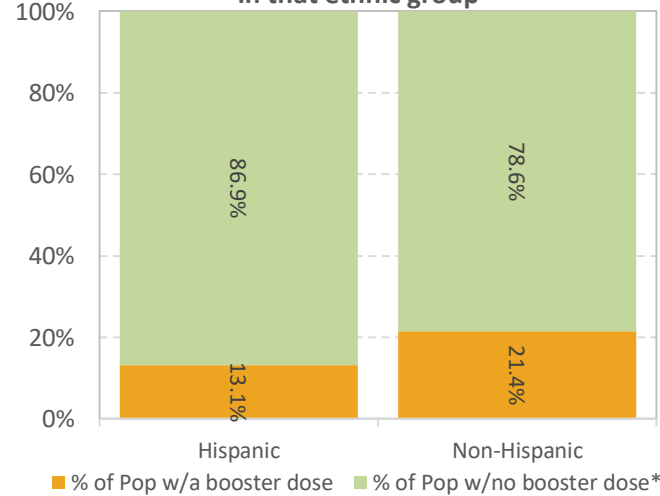
% Newton residents who have received a booster dose by race out of all residents in that racial group



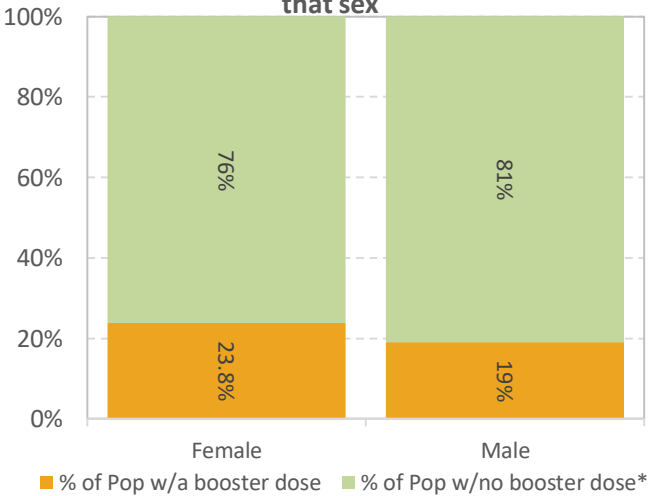
% Newton residents who have received a booster dose by age group out of all residents in that age group



% Newton residents who have received a booster dose by ethnicity out of all residents in that ethnic group



% Newton residents who have received a booster dose by sex out of all residents in that sex



*All data presented here is from GRITS, the state registry for immunizations, it is possible that some providers may not report into GRITS even though it is required. Therefore, the % of population with no booster dose may incorporate some individuals who were not reported to the state. Data displayed here is obtained from the Georgia Department of Public Health Vaccine Dashboard

COVID-19 Vaccinations



Rockdale Residents, data as of 1pm September 1, 2022

For more GA Vaccine Data please visit the Georgia Department of Public Health Vaccine Distribution Dashboard [here](#).

If you would like data on COVID-19 vaccinations among GA residents by census tract visit this dashboard [here](#).

For information on national COVID-19 vaccination trends check out the CDC website [here](#).

Want to get vaccinated? [Click here](#).

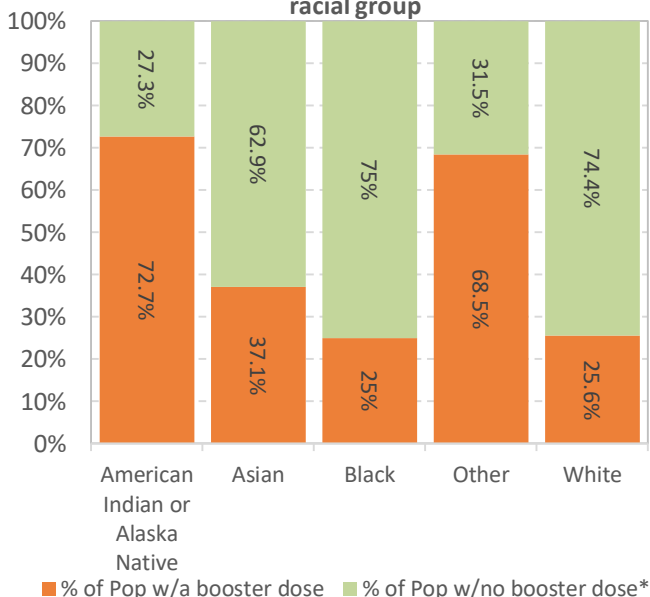
Vaccination Status Overview

56,366 (62.8%) Residents have received at least one dose.

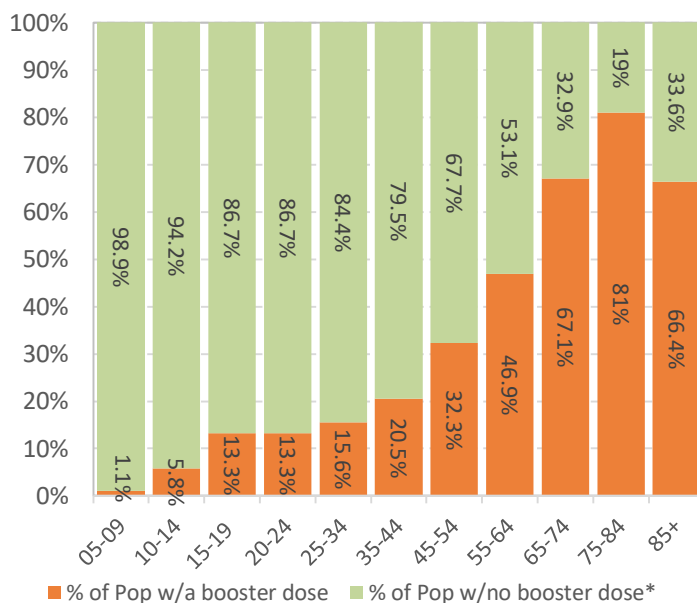
51,327 (57.2%) Residents are fully vaccinated.

24,769 (27%) Residents are fully vaccinated with a booster.

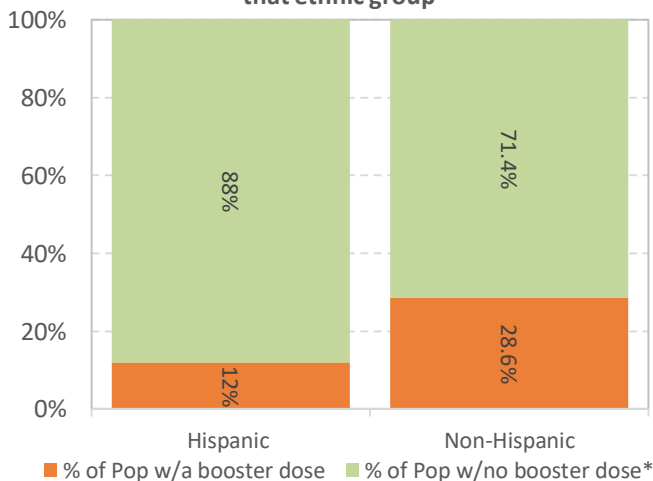
% of Rockdale residents who have received a booster dose by race out of all residents in that racial group



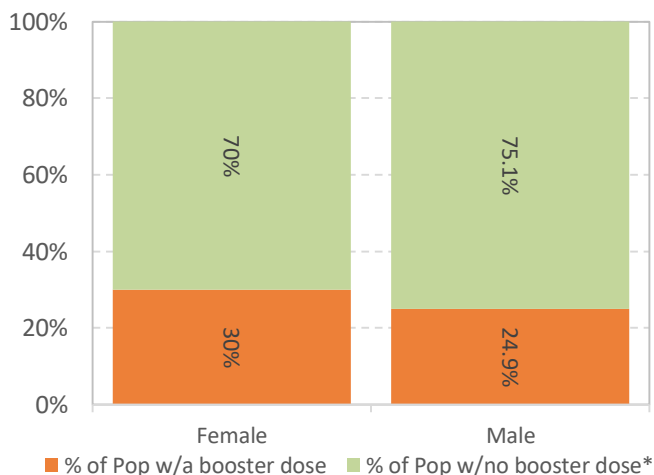
% of Rockdale residents who have received a booster dose by age group out of all residents in that age group



% of Rockdale residents who have received a booster dose by ethnicity out of all residents in that ethnic group



% of Rockdale residents who have received a booster dose by sex out of all residents in that sex



*All data presented here is from GRITS, the state registry for immunizations, it is possible that some providers may not report into GRITS even though it is required. Therefore, the % of population with no booster dose may incorporate some individuals who were not reported to the state. Data displayed here is obtained from the Georgia Department of Public Health Vaccine Dashboard